

## ***Branch***

**Materials:** you can use any thread and hook. The weight of a thread and hook size only will affect the size of the motif.

I used for this project Aunt Lydia's 100% Viscoze from Bamboo, #10, crochet hook 1.25mm

\* Ch20 (ch16 – main stem + ch4 – stem of a leaf).      Ch15 – for leaf.



Connect the last 15 sts of a chain  
in a ring w/sl st.



Crochet over the ring: 1sc; 1hdc;  
6dc; 1hdc; 1sc.



Copyright © 2014 – 2024 *Irish Crochet Lab*

All rights reserved. All documents are the property of Irish Crochet Lab. No part of this publication may be reproduced in any form or by any means. It is strictly prohibited to use our patterns for commercial purposes.

Ch4;



5trc;



Ch4;



1sc;



Continue: 1hdc; 6dc; 1hddc; 1sc;

1sl st at the base of a leaf.



4sc sts around the chain of 4sts \*



Copyright © 2014 – 2024 *Irish Crochet Lab*

All rights reserved. All documents are the property of Irish Crochet Lab. No part of this publication may be reproduced in any form or by any means. It is strictly prohibited to use our patterns for commercial purposes.

Repeat pattern from \* to \*.



Crochet 3 leaves on one side  
(or as many as you like).

Ch10 ;



Repeat pattern for leaf.

Crochet sc sts around chain (just  
enough to cover chain.




Copyright © 2014 – 2024 *Irish Crochet Lab*

All rights reserved. All documents are the property of Irish Crochet Lab. No part of this publication may be reproduced in any form or by any means. It is strictly prohibited to use our patterns for commercial purposes.



Continue crochet sc sts to the middle of  
a chain between two leaves



Ch4;




Crochet leaf on the other side of a branch. Again crochet until  
the middle of the next two leaves;



Crochet one more leaf.



Crochet sc sts to the end of the stem.



### ***Decorating leaves***

Turn leaf, facing the WS (Wrong Side).




Insert hook in the back loop. With different color make a sl st.



Copyright © 2014 – 2024 *Irish Crochet Lab*


All rights reserved. All documents are the property of Irish Crochet Lab. No part of this publication may be reproduced in any form or by any means. It is strictly prohibited to use our patterns for commercial purposes.

Crochet into the back loop sc sts, at the same time over the short end of the thread.



Decorate the top of the leaf:

with different color make sl st



Copyright © 2014 – 2024 *Irish Crochet Lab*

All rights reserved. All documents are the property of Irish Crochet Lab. No part of this publication may be reproduced in any form or by any means. It is strictly prohibited to use our patterns for commercial purposes.



Crochet over the top (insert hook under both loops of a stitches): ch4;



**\*\*** Sc st into the next stitch; again ch4; sc into the next stitch **\*\***



Repeat from **\*\*** to **\*\*** to the end of the row.



Copyright © 2014 – 2024 *Irish Crochet Lab*

All rights reserved. All documents are the property of Irish Crochet Lab. No part of this publication may be reproduced in any form or by any means. It is strictly prohibited to use our patterns for commercial purposes.

Cut thread and weave in the back of your work on the WS



The same way decorate all leaves.



There is one more way to crochet this branch. Repeat everything from \* to \*



Copyright © 2014 – 2024 *Irish Crochet Lab*

All rights reserved. All documents are the property of Irish Crochet Lab. No part of this publication may be reproduced in any form or by any means. It is strictly prohibited to use our patterns for commercial purposes.





Only crochet leaves this way:

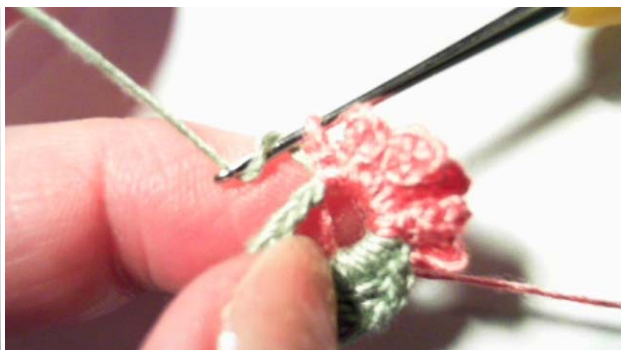


Ch20. **Leaf pattern:**

ch15; connect ch into a ring w/sl st;      crochet over the ring {1sc; 1hdc; 6dc;  
1hdc; 1sc}; with differernt color make a sl st



(Ch5; sc over the ring)5 times; again pick up green thread;



Copyright © 2014 – 2024 *Irish Crochet Lab*

All rights reserved. All documents are the property of Irish Crochet Lab. No part of this publication may be reproduced in any form or by any means. It strictly prohibited to use our patterns for commercial purposes.

Crochet {1sc; 1hdc; 6dc;1hdc; 1sc}.



Copyright © 2014 – 2024 *Irish Crochet Lab*

All rights reserved. All documents are the property of Irish Crochet Lab. No part of this publication may be reproduced in any form or by any means. It is strictly prohibited to use our patterns for commercial purposes.